

10/27/2015

Countries of the World Family Project

Dear Families,

We are excited to begin our first family project for this year. These projects are intended to extend learning outside the classroom and involve families in their child's learning. Families should work with the student during the project. This includes supporting and guiding the student through research and putting the project together. Guide your students to find appropriate websites or other sources for their project and help them brainstorm how to share the information they have found. **These projects are not assignments for the parent to complete for the student.**

For this project, the students will choose a country to research and present their findings to their class and to their family. Students will be presenting to their advisory class on **Tuesday, December 1st**. Families are invited to come and view their projects on Friday, December 4th, from 11:45-12:30. Students will receive extra credit for this project if they are ready to present to their class on Monday, November 30th.

Students will need to present their projects using a visual display, such as a tri-fold, self-standing, poster board or PowerPoint. PowerPoints must be emailed to the advisory teacher no later than Monday, November 30. We can not accept flash drives.

noelle.sadler@davinciacademy.org

myra.taylor@davinciacademy.org

Attached, you will find a sheet detailing the responsibilities of this project. Remember, the library is a great resource. They have educational videos about the different countries. The internet is also a great resource. Students are expected to cite where they find their information and images for their projects. You will also find a calendar with the due dates and what needs to be done each week for this project.

For the presentation, students need to have at least 5 images. One needs to be a map of their country. Another image needs to be that country's flag. The other images can be anything related to their country.

We look forward to beginning this exciting project. If you should have any questions or concerns, please feel free to contact us.

Sincerely,

Mrs. Sadler and Mrs. Taylor

NOVEMBER 2015

WORLD PROJECT CALENDAR

	MONDAY	TUESDAY	WEDNESDAY	THURSDAY	FRIDAY	SAT/SUN
WEEK 1	Oct. 26	Oct. 27 Project Assigned	Oct. 28 Top 3 country choices due	Oct. 29	Oct. 30	Oct. 31/1
	notes					
WEEK 2	2 Continent, Language and Traditions due	3	4	5	6	7/8
	notes					
WEEK 3	9 Map Information due	10	11	12	13	14/15
	notes					
WEEK 4	16 Food and History due	17	18	19	20	21/22
	notes					
WEEK 5	23 Thanksgiving Break	24	25	26	27	28/29
	notes	Work on Culture and School Comparison				
WEEK 6	30 EXTRA Credit for presenting this day	Dec. 1 Project due Present in Class	Dec. 2	Dec. 3	Dec. 4 Open House for parents to see displays 11:35-12:30	
	notes					

Countries of the World Project

Appearance:

- On a tri-fold poster (Free-standing for display) OR PowerPoint (emailed to teacher)
- Neat (cutting, pasting)
- Colorful
- Legible (someone else could read the information)

Required Content:

1. Continent
2. Language(s)
3. Traditions
 - Traditional clothing/attire
 - Traditional customs (festivals, holidays, etc....)
4. Geography
 - Boundaries (Surrounding countries/water)
 - Three cities
 - i. Capital
 - ii. 2 other cities
 - Two land features
 - i. Water (rivers/lakes)
 - ii. Land (mountains, deserts, etc...)
 - Map
2. Flag
5. Food
 - Typical meal
 - Optional: store bought food to sample during presentation
6. History
 - Two historical events and the dates when they occurred
7. Culture comparison
 - Two differences between American culture and their culture (greetings, acceptable behavior, etc...)
8. School
 - Compare and Contrast school for you and the students of the country
9. Additional Facts
 - Two facts that you learned that were not required information
10. Resources Cited
 - Fill out the correct worksheet indicating where you found the information (books, websites, etc....) MLA Citation Worksheets <http://elementary.oslis.org/learn-to-research/find/citesource/mla-citation-worksheets>

Important Dates:

Classroom presentations: Tuesday, December 1 **Extra Credit if you present early: Monday, Nov. 30th**

Displayed for other students/guests to see: December 4th

Countries Listed by Continent

NOTE: Only countries recognized (*as such*) by the United Nations are listed, not dependencies and/or territories.

Regarding England, Scotland and Wales, though considered individual countries, they are all a part of the United Kingdom (UK), a European country, and therefore included within the United Kingdom on the list below.

AFRICA (54)

- Algeria
- Angola
- Benin
- Botswana
- Burkina
- Burundi
- Cameroon
- Cape Verde
- Central African Republic
- Chad
- Comoros
- Congo
- Congo, Democratic Republic of
- Djibouti
- Egypt
- Equatorial Guinea
- Eritrea
- Ethiopia
- Gabon
- Gambia

- Ghana
- Guinea
- Guinea-Bissau
- Ivory Coast
- Kenya
- Lesotho
- Liberia
- Libya
- Madagascar
- Malawi
- Mali
- Mauritania
- Mauritius
- Morocco
- Mozambique
- Namibia

- Niger
- Nigeria
- Rwanda
- Sao Tome and Principe
- Senegal
- Seychelles
- Sierra Leone
- Somalia
- South Africa
- South Sudan
- Sudan
- Swaziland
- Tanzania
- Togo
- Tunisia
- Uganda
- Zambia
- Zimbabwe

Your Name:
Top Three Country Choices (due Oct. 28th)
1.
2.
3.

ASIA (44)

- Afghanistan
- Bahrain
- Bangladesh
- Bhutan
- Brunei
- Burma (Myanmar)
- Cambodia
- China
- East Timor
- India
- Indonesia
- Iran
- Iraq
- Israel
- Japan
- Jordan
- Kazakhstan
- Korea, North
- Korea, South
- Kuwait
- Kyrgyzstan
- Laos
- Lebanon
- Malaysia
- Maldives
- Mongolia
- Nepal
- Oman
- Pakistan
- Philippines
- Qatar

- Russian Federation
- Saudi Arabia
- Singapore
- Sri Lanka
- Syria
- Tajikistan
- Thailand
- Turkey
- Turkmenistan
- United Arab Emirates
- Uzbekistan
- Vietnam
- Yemen

EUROPE (47)

- Albania
- Andorra
- Armenia
- Austria
- Azerbaijan
- Belarus
- Belgium
- Bosnia and Herzegovina
- Bulgaria
- Croatia
- Cyprus
- Czech Republic
- Denmark
- Estonia
- Finland

- France
- Georgia
- Germany
- Greece
- Hungary
- Iceland
- Ireland
- Italy
- Latvia
- Liechtenstein
- Lithuania
- Luxembourg
- Macedonia
- Malta
- Moldova
- Monaco
- Montenegro
- Netherlands
- Norway
- Poland
- Portugal
- Romania
- San Marino
- Serbia
- Slovakia
- Slovenia
- Spain
- Sweden
- Switzerland
- Ukraine
- United Kingdom
- Vatican City

N. AMERICA (23)

- Antigua and Barbuda
- Bahamas
- Barbados
- Belize
- Canada
- Costa Rica
- Cuba
- Dominica
- Dominican Republic
- El Salvador
- Grenada
- Guatemala
- Haiti
- Honduras
- Jamaica
- Mexico
- Nicaragua
- Panama
- Saint Kitts and Nevis
- Saint Lucia
- Saint Vincent and the Grenadines
- Trinidad and Tobago
- United States

S. AMERICA (12)

- Argentina
- Bolivia
- Brazil
- Chile
- Colombia
- Ecuador
- Guyana
- Paraguay
- Peru
- Suriname
- Uruguay
- Venezuela

OCEANIA (14)

- Australia
- Fiji
- Kiribati
- Marshall Islands
- Micronesia
- Nauru
- New Zealand
- Palau
- Papua New Guinea
- Samoa
- Solomon Islands
- Tonga
- Tuvalu
- Vanuatu

Name: _____

Date: _____

Questions for Countries of the World Project

1. What Continent is this country on?

2. What language do the majority of people speak in this country?

3. List some of the traditions the people from this country participate in:

4. What currency is used in this country?

5. What is the major religion in this country?

6. What are the colors of the flag? What do the symbols on the flag represent?:

7. How is the government organized?

Name: _____

Geography & Flag

Use this worksheet to help you become familiar with the land and water features of the country. Be sure to label them on your map.

List the countries that surround the country

What is the capital? _____

List two other cities: _____

What are the land features? (i.e. mountains, deserts, islands, etc....)

What water features are present in the country or are part of it's border? (lakes, rivers, oceans, etc....)

- Find a map and/or trace a map to use in your presentation

Online Resource: <http://www.freeusandworldmaps.com/>

Flag

What colors are on the flag? _____

What do the colors/symbols mean? _____

Name: _____

Food and History

Read a little bit about the history of your country. Write down a few facts that you learn. Then pick three of the most significant events to include in your presentation. (wars, new leaders, natural disasters, etc... are some of the significant events that occur in a country's history)

On the timeline below, write the three events in chronological order.



Most countries have foods that are unique to that culture. See if the country has unique items of the following categories.

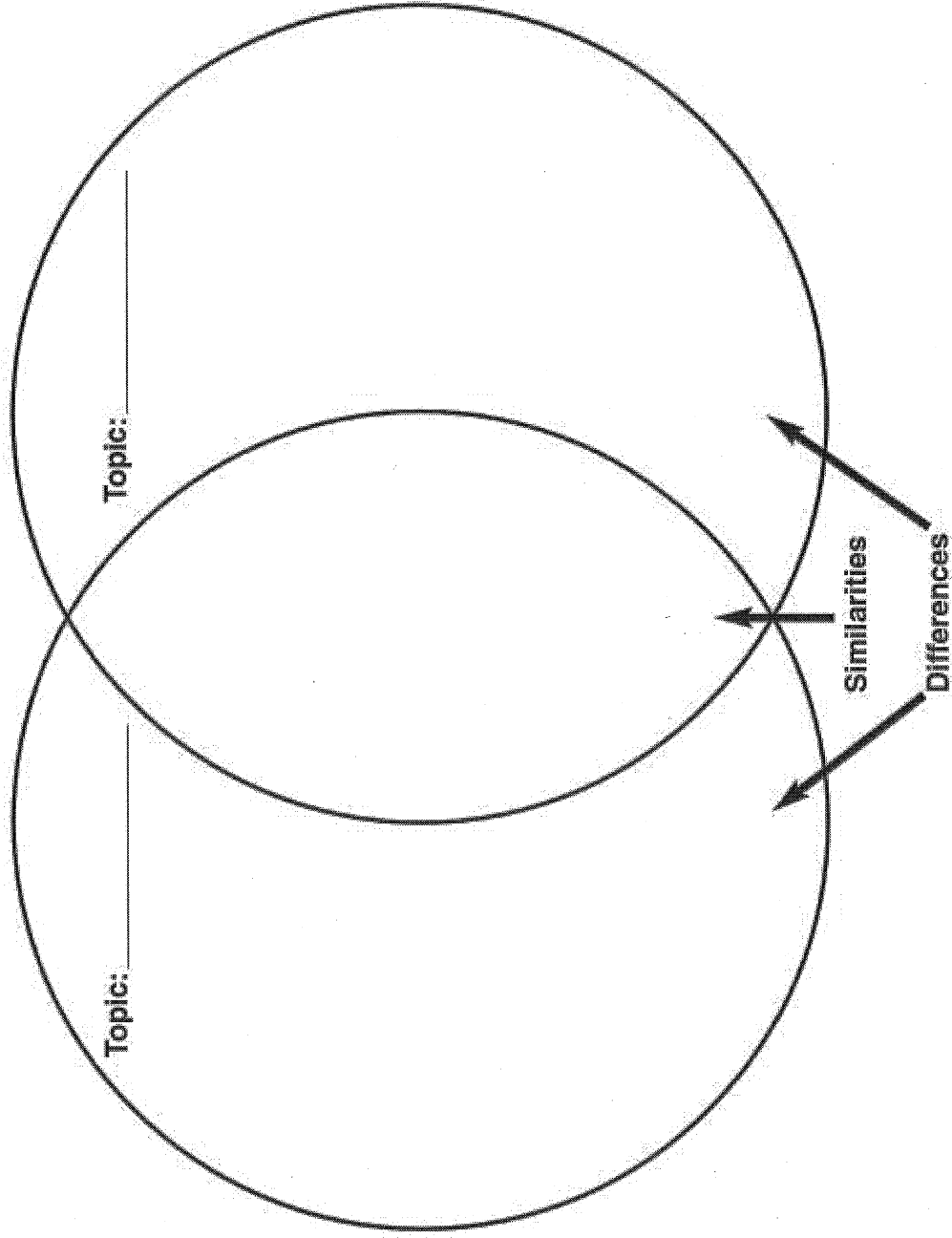
Drink: _____

Dessert: _____

Fruit: _____

Other facts about the food people eat from that country:

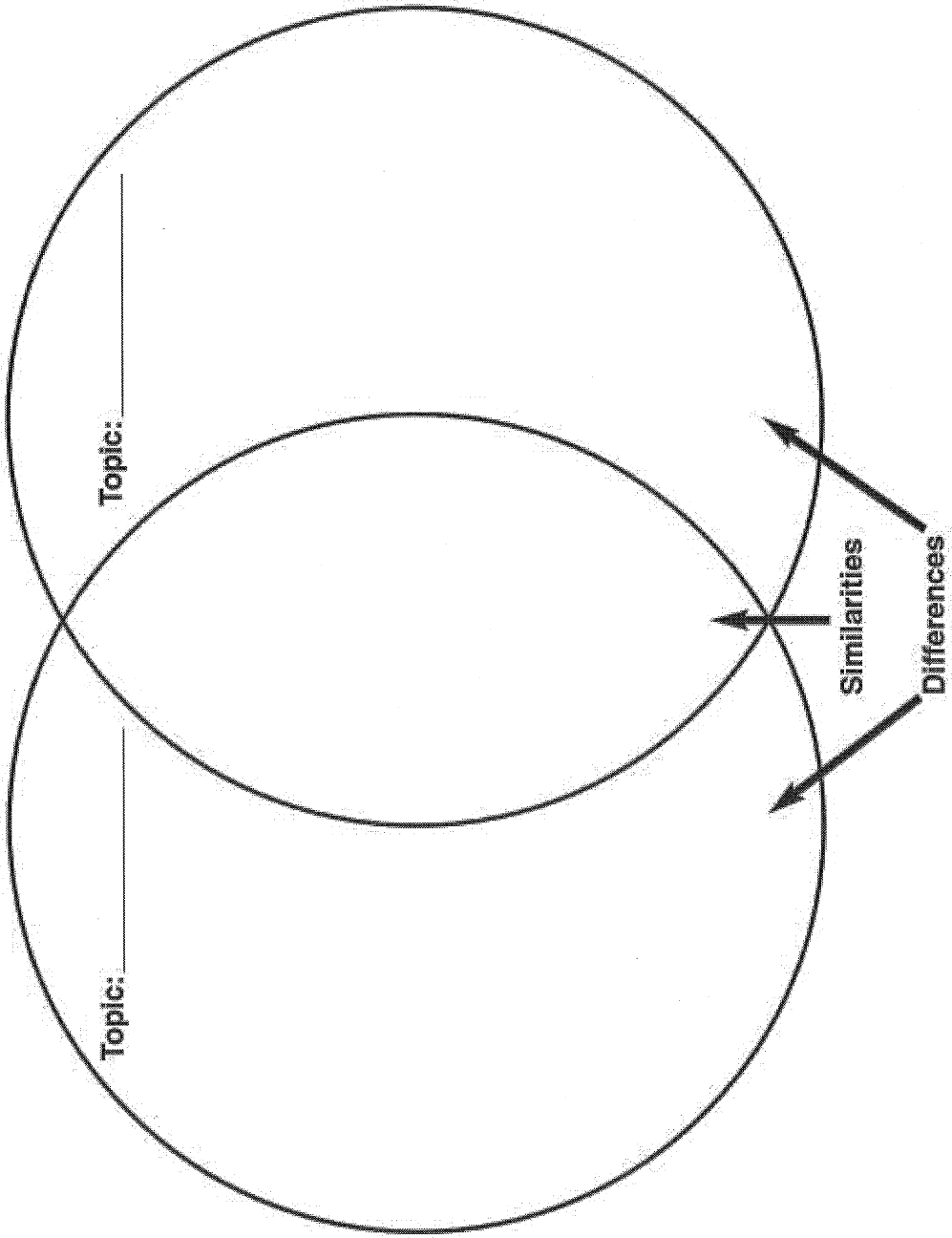
Traditions: Compare and contrast your traditions to the country's traditions.



Examples of traditions: Holidays, festivals, and historical clothing

Examples of culture: The usual way of doing things for a group of people. Ex. Greeting one another and appropriate behavior at home/in public.

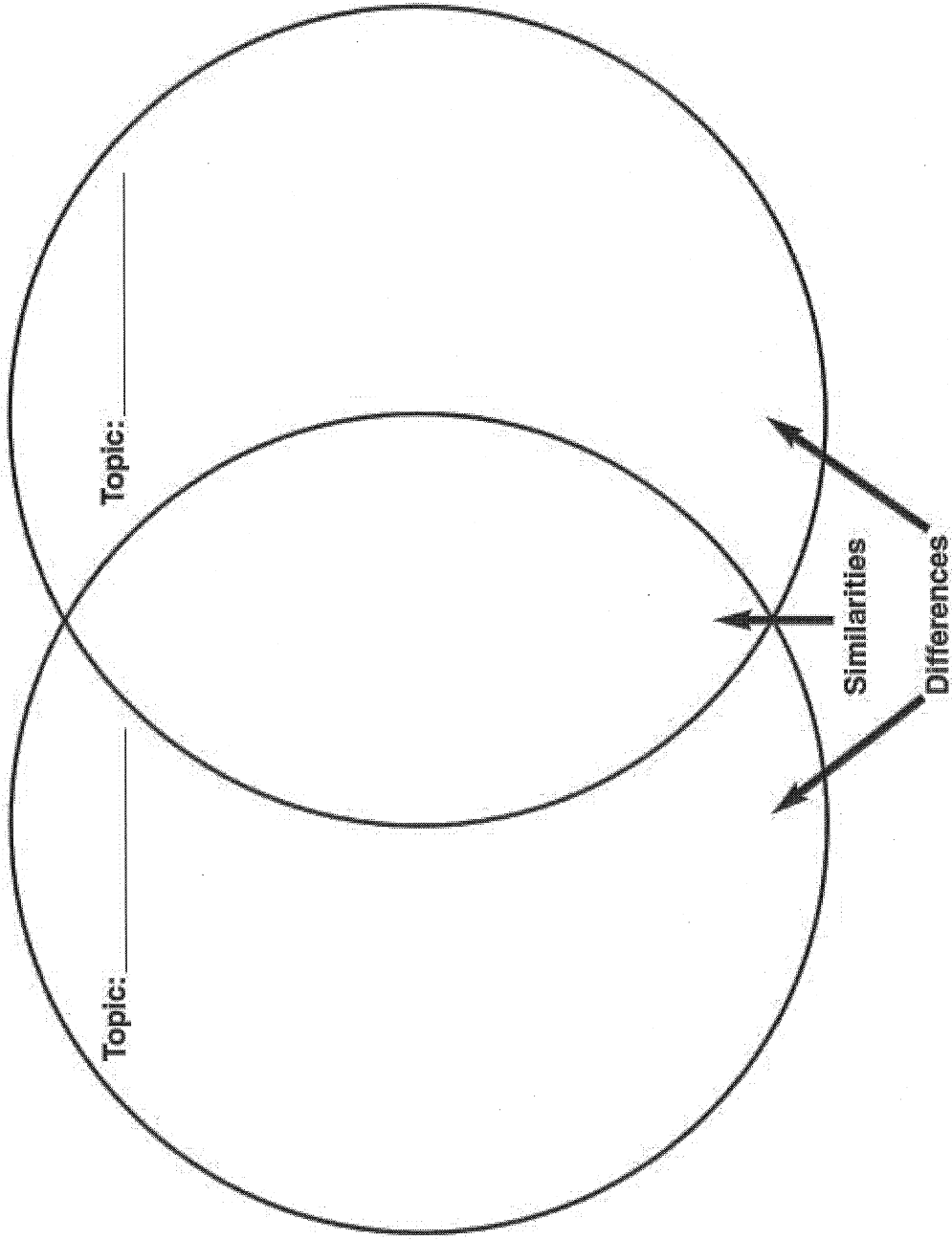
Culture: Compare and contrast your culture to the country's culture.



Examples of traditions: Holidays, festivals, and historical clothing

Examples of culture: The usual way of doing things for a group of people. Ex. Greeting one another and appropriate behavior at home/in public.

School: Compare and contrast your school environment to the country's school environment.



Examples of traditions: Holidays, festivals, and historical clothing

Examples of culture: The usual way of doing things for a group of people. Ex. Greeting one another and appropriate behavior at home/in public.

Student's Name: _____

Book (one author)

Example:

Parson, Alexander. *Amazing Spiders*. New York: Knopf, 1990. Print.

Author	Last:	First:	Middle Initial:
<i>Book Title</i>			
Place of Publication	City:	State (if less known city):	
Publisher		Edition (if given)	
Publication Date		Medium of Publication	Print

Student's Name: _____

Book (two authors)

Example:

McKissack, Patricia, and Fredrick McKissack. *Hard Labor: The First African Americans, 1619*. New York: Aladdin, 2004. Print.

Authors	Last:	First:	Middle Initial:
	Last:	First:	Middle Initial:
<i>Book Title</i>			
Place of Publication	City:	State (if less known city):	
Publisher		Edition (if given)	
Publication Date		Medium of Publication	Print

Book (one editor)

Example: Middleton, John, ed. *Africa: An Encyclopedia for Students*. New York: Charles Scribner's Sons, 2002. Print.

Editor	Last:	First:	Middle Initial:
<i>Book Title</i>			
Place of Publication	City:	State (if less known city):	
Publisher		Edition (if given)	
Publication Date		Medium of Publication	Print

Student's Name: _____

Book (two editors)

Example: Asher, Sandy, and David L. Harrison, eds. *Dudel! Stories and Stuff for Boys*. New York: Dutton, 2006. Print.

Editors	Last:	First:	Middle Initial:
	Last:	First:	Middle Initial:
<i>Book Title</i>			
Place of Publication	City:	State (if less known city):	
Publisher		Edition (if given)	
Publication Date		Medium of Publication	Print

Student's Name: _____

Website

Example, Professional Site:

"Crater Lake." *National Park Service*. National Park Service, 1 July 2009. Web. 28 Aug. 2009. <<http://www.nps.gov/crla/>>.

Example, Personal Site:

Donohue, John. "Crater Lake National Park." *John Donohue's National Park Photos*. John Donohue, n.d. Web. 28 Aug. 2009.

<http://www.jdonohue.com/parks/crater_lake/crater_lake.html>.

Author/s (if given)	Last:	First:	Middle Initial:
"Title of Work" (Only use if different from title below.)			
Title of Overall Website			
Website Publisher or Sponsor (if given)		Date Posted / Published (if given)	Day (#): Month: Year:
Medium of Publication	Web	Date Accessed	Day (#): Month: Year:
URL (optional – ask teacher)			

Student's Name: _____

Website

Example, Professional Site:

"Crater Lake." *National Park Service*. National Park Service, 1 July 2009. Web. 28 Aug. 2009. <<http://www.nps.gov/crla/>>.

Example, Personal Site:

Donohue, John. "Crater Lake National Park." *John Donohue's National Park Photos*. John Donohue, n.d. Web. 28 Aug. 2009.

<http://www.jdonohue.com/parks/crater_lake/crater_lake.html>.

Author/s (if given)	Last:	First:	Middle Initial:
"Title of Work" (Only use if different from title below.)			
Title of Overall Website			
Website Publisher or Sponsor (if given)		Date Posted / Published (if given)	Day (#): Month: Year:
Medium of Publication	Web	Date Accessed	Day (#): Month: Year:
URL (optional – ask teacher)			

Author/s (if given)	Last:	First:	Middle Initial:
"Title of Work" (Only use if different from title below.)			
Title of Overall Website			
Website Publisher or Sponsor (if given)		Date Posted / Published (if given)	Day (#): Month: Year:
Medium of Publication	Web	Date Accessed	Day (#): Month: Year:
URL (optional – ask teacher)			

Student's Name: _____

Website

Example, Professional Site:

"Crater Lake." *National Park Service*. National Park Service, 1 July 2009. Web. 28 Aug. 2009. <<http://www.nps.gov/crla/>>.

Example, Personal Site:

Donohue, John. "Crater Lake National Park." *John Donohue's National Park Photos*. John Donohue, n.d. Web. 28 Aug. 2009.

<http://www.jdonohue.com/parks/crater_lake/crater_lake.html>.

Author/s (if given)	Last:	First:	Middle Initial:
"Title of Work" (Only use if different from title below.)			
Title of Overall Website			
Website Publisher or Sponsor (if given)		Date Posted / Published (if given)	Day (#): Month: Year:
Medium of Publication	Web	Date Accessed	Day (#): Month: Year:
URL (optional – ask teacher)			

Student's Name: _____

Video/DVD

Example, Movie:

It's a Wonderful Life. Dir. Frank Capra. Perf. James Stewart, Donna Reed, Lionel Barrymore, and Thomas Mitchell. RKO, 1946. DVD.

Example, Documentary:

Super Size Me. Dir. Morgan Spurlock. Showtime Independent Films, 2004. Videocassette.

Film Title			
Director			
Cast or Other Info (if relevant)			
Distributor		Year	
Medium of Viewing (Circle the correct choice.)	DVD	Videocassette	Film

Student's Name: _____

Video/DVD

Example, Movie:

It's a Wonderful Life. Dir. Frank Capra. Perf. James Stewart, Donna Reed, Lionel Barrymore, and Thomas Mitchell. RKO, 1946. DVD.

Example, Documentary:

Super Size Me. Dir. Morgan Spurlock. Showtime Independent Films, 2004. Videocassette.

Film Title			
Director			
Cast or Other Info (if relevant)			
Distributor		Year	
Medium of Viewing (Circle the correct choice.)	DVD	Videocassette	Film

Student's Name: _____

Internet Encyclopedia Article

Example: Walter, Terry. "Ballet." *Encyclopedia Americana*. Grolier Online, 2009. Web. 25 Aug. 2009. <<http://www.gogrolier.com>>.

Author/s (if given)	Last:	First:	Middle Initial:
"Article Title"			
<i>Encyclopedia/Website Title</i>			
Website Publisher or Sponsor (if given)		Year Posted/Published (if given)	
Medium of Publication	Web	Date Accessed	Day (#): Month: Year:
URL (optional – ask teacher)			

Student's Name: _____

Internet Encyclopedia Article

Example: Walter, Terry. "Ballet." *Encyclopedia Americana*. Grolier Online, 2009. Web. 25 Aug. 2009. <<http://www.gogrolier.com>>.

Author/s (if given)	Last:	First:	Middle Initial:
"Article Title"			
<i>Encyclopedia/Website Title</i>			
Website Publisher or Sponsor (if given)		Year Posted/Published (if given)	
Medium of Publication	Web	Date Accessed	Day (#): Month: Year:
URL (optional – ask teacher)			